

































18 400m Freestyle Women Final

Official

☰ Qualified 1☰ Heats 🏊 Summary

Total Open 17-18 years 13 and older

Rank	Competitor	Age	Club	RT	PTS	Result
1	 Fairweathe...	21	 North Shore...	0.76		4:03.06 Entry: 4:08.71 -5.65
	50m: 28.44	100m: 58.78 (30.34)				
	150m: 1:29.56 (30.78)	200m: 2:00.40 (30.84)				
	250m: 2:31.36 (30.96)	300m: 3:02.42 (31.06)				
	350m: 3:33.33 (30.91)	400m: 4:03.06 (29.73)				
2	 Thomas Eve	24	 Coast Swi...	0.74		4:08.05 Entry: 4:21.81 -13.76
	50m: 28.91	100m: 59.71 (30.80)				
	150m: 1:31.10 (31.39)	200m: 2:02.99 (31.89)				
	250m: 2:34.89 (31.90)	300m: 3:06.66 (31.77)				
	350m: 3:37.98 (31.32)	400m: 4:08.05 (30.07)				
3	 Deans Caitlin	25	 Neptune S...	0.77		4:08.81 Entry: 4:18.91 -10.10
	50m: 29.37	100m: 1:00.07 (30.70)				
	150m: 1:31.55 (31.48)	200m: 2:03.11 (31.56)				
	250m: 2:35.30 (32.19)	300m: 3:07.00 (31.70)				
	350m: 3:38.67 (31.67)	400m: 4:08.81 (30.14)				
4	 Tapper Alys...	17	 St Peter's S...	0.70		4:15.76 Entry: 4:23.92 -8.16
	50m: 29.68	100m: 1:00.93 (31.25)				
	150m: 1:33.19 (32.26)	200m: 2:06.06 (32.87)				
	250m: 2:38.99 (32.93)	300m: 3:11.61 (32.62)				
	350m: 3:43.97 (32.36)	400m: 4:15.76 (31.79)				
5	 Tassicker N...	19	 Nga Tai Tu...	0.77		4:22.27 Entry: 4:24.54 -2.27
	50m: 30.06	100m: 1:03.10 (33.04)				
	150m: 1:36.08 (32.98)	200m: 2:09.17 (33.09)				
	250m: 2:41.91 (32.74)	300m: 3:15.17 (33.26)				
	350m: 3:48.88 (33.71)	400m: 4:22.27 (33.39)				
6	 Finer Emilia	20	 Neptune S...	0.74		4:23.92 Entry: 4:23.99 -0.07
	50m: 30.26	100m: 1:02.75 (32.49)				
	150m: 1:36.27 (33.52)	200m: 2:10.00 (33.73)				
	250m: 2:43.80 (33.80)	300m: 3:17.62 (33.82)				
	350m: 3:51.65 (34.03)	400m: 4:23.92 (32.27)				
7	 Bennett Br...	18	 Jasi Swim ...	0.80		4:24.23 Entry: 4:25.24 -1.01
	50m: 29.98	100m: 1:02.71 (32.73)				
	150m: 1:36.39 (33.68)	200m: 2:10.29 (33.90)				
	250m: 2:43.80 (33.51)	300m: 3:17.89 (34.09)				
	350m: 3:52.12 (34.23)	400m: 4:24.23 (32.11)				

8	 Hay Sophie	18	 Hamilton Aq...	0.77	4:26.41 Entry: 4:26.28 +0.13
	50m: 30.57		100m: 1:03.41 (32.84)		
	150m: 1:36.83 (33.42)		200m: 2:10.80 (33.97)		
	250m: 2:44.73 (33.93)		300m: 3:19.04 (34.31)		
	350m: 3:53.28 (34.24)		400m: 4:26.41 (33.13)		
9	 Bates Olivia	17	 North Shore...	0.81	4:29.01 Entry: 4:32.84 -3.83
	50m: 31.18		100m: 1:04.57 (33.39)		
	150m: 1:38.85 (34.28)		200m: 2:13.19 (34.34)		
	250m: 2:47.71 (34.52)		300m: 3:22.33 (34.62)		
	350m: 3:56.31 (33.98)		400m: 4:29.01 (32.70)		
10	 Buisinne A...	17	 North Shore...	0.74	4:29.10 Entry: 4:32.45 -3.35
	50m: 30.68		100m: 1:03.84 (33.16)		
	150m: 1:38.07 (34.23)		200m: 2:12.63 (34.56)		
	250m: 2:47.38 (34.75)		300m: 3:21.90 (34.52)		
	350m: 3:56.53 (34.63)		400m: 4:29.10 (32.57)		
11	 Macdonald ...	17	 Hamilton Aq...	0.72	4:29.17 Entry: 4:36.06 -6.89
	50m: 30.72		100m: 1:04.21 (33.49)		
	150m: 1:38.82 (34.61)		200m: 2:13.41 (34.59)		
	250m: 2:47.87 (34.46)		300m: 3:22.10 (34.23)		
	350m: 3:56.46 (34.36)		400m: 4:29.17 (32.71)		
12	 Buisinne ...	17	 North Shore...	0.78	4:31.50 Entry: 4:32.63 -1.13
	50m: 30.46		100m: 1:03.81 (33.35)		
	150m: 1:38.25 (34.44)		200m: 2:12.68 (34.43)		
	250m: 2:47.77 (35.09)		300m: 3:22.51 (34.74)		
	350m: 3:57.40 (34.89)		400m: 4:31.50 (34.10)		
13	 Davoren Is...	17	 Mt Maunga...	0.75	4:32.57 Entry: 4:36.32 -3.75
	50m: 30.65		100m: 1:04.62 (33.97)		
	150m: 1:38.86 (34.24)		200m: 2:13.86 (35.00)		
	250m: 2:48.58 (34.72)		300m: 3:23.78 (35.20)		
	350m: 3:58.23 (34.45)		400m: 4:32.57 (34.34)		
14	 Hingston Fr...	17	 United Swi...	0.74	4:36.21 Entry: 4:35.55 +0.66
	50m: 30.76		100m: 1:05.16 (34.40)		
	150m: 1:39.67 (34.51)		200m: 2:15.04 (35.37)		
	250m: 2:50.31 (35.27)		300m: 3:25.86 (35.55)		
	350m: 4:00.77 (34.91)		400m: 4:36.21 (35.44)		
15	 Jackson Sh...	17	 North Cant...	0.72	4:38.17 Entry: 4:37.15 +1.02
	50m: 31.84		100m: 1:05.74 (33.90)		
	150m: 1:40.24 (34.50)		200m: 2:15.43 (35.19)		
	250m: 2:51.17 (35.74)		300m: 3:27.05 (35.88)		
	350m: 4:02.84 (35.79)		400m: 4:38.17 (35.33)		
16	 McLaren A...	17	 Trojans Swi...	0.72	4:43.64 Entry: 4:42.22 +1.42
	50m: 30.83		100m: 1:05.15 (34.32)		

150m: 1:40.20 (35.05)	200m: 2:16.23 (36.03)
250m: 2:52.80 (36.57)	300m: 3:29.99 (37.19)
350m: 4:06.92 (36.93)	400m: 4:43.64 (36.72)